



ELECTRIC FIELD

ALI ALZHRANI

# ELECTRIC FIELD

- ▶ **Electric field** is the space around the electric charge.
- ▶ Electric field is represented by lines extending away **from positive charge and towards negative charge**. These lines are also called **the lines of force**.
- ▶ **A positive test charge** is conventionally used to identify the properties of an electric field. The vector arrow points in the direction of the force that the test charge would experience.

# ELECTRIC FIELD

(-) ← (+)  
Negative charge      Test charge

(+) → (+)  
Positive charge      Test charge

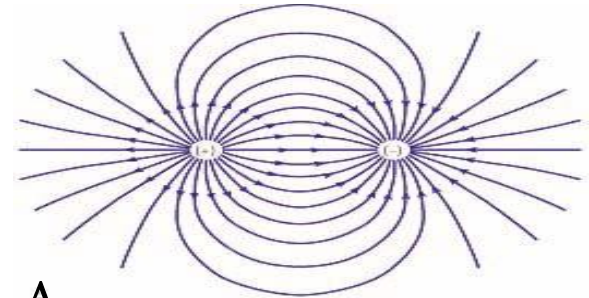
# ELECTRIC FIELD LINES OF POINT CHARGES

Lines of force 'Electric Field' for

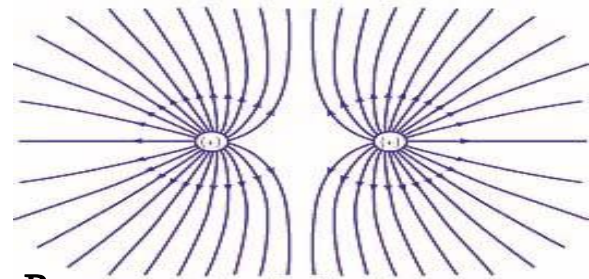
(A) different signed charges

(B) positive signed charges

The charges have the same magnitude as the test charge.



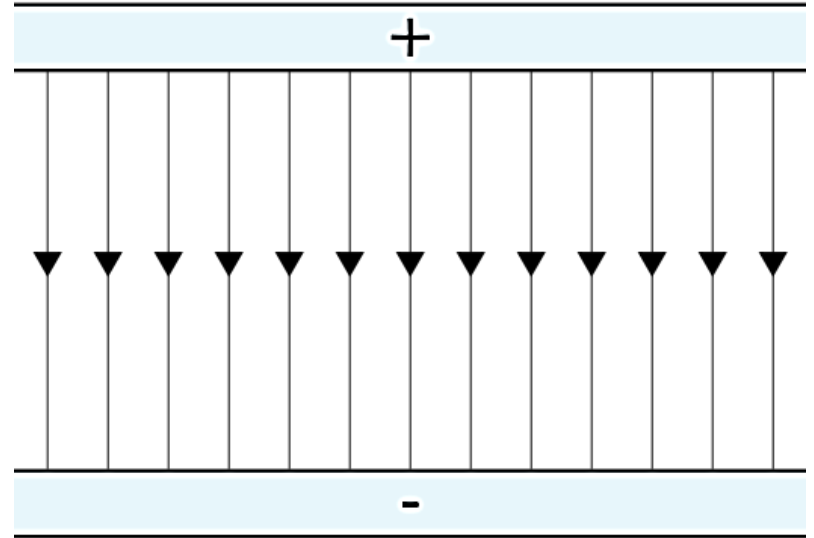
A



B

## ELECTRIC FIELD LINES OF CONTINUOUS DISTRIBUTION OF CHARGES

Lines of force 'Electric Field' for a uniformly distributed charges are straight lines with same magnitude of electric field. This field is then called a uniform electric field.



# ELECTRIC FIELD DUE TO A POINT CHARGE

- ▶ The magnitude of the electric field due to any point charge  $q$  at any distance  $r$  is given by

$$E = \frac{k |q|}{r^2}$$

- ▶ The electric force, therefore, on another point charge  $Q$  due to this electric field is

$$\vec{F} = Q\vec{E}$$

- ▶ The SI unit of the electric field is N/C.

**NOTE:** The above equation suggests that the electric force has the same direction of the electric field unless the charge  $Q$  is negative.

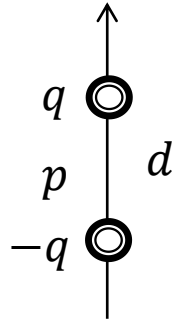
# ELECTRIC FIELD DUE TO AN ELECTRIC DIPOLE

- ▶ For any two equal and opposite-signed charges  $q$  and  $-q$  separated by a distance  $d$ , the magnitude of their electric dipole is

$$p = q d$$

- ▶ The unit of the electric dipole is C.m and its direction is from negative to positive charge.
- ▶ The magnitude of the electric field at a distance  $z$  from the midpoint of an electric dipole  $p$  is given by

$$E = \frac{1}{2\pi\epsilon_0} \cdot \frac{p}{z^3}$$



# ELECTRIC FIELD DUE TO A LINE OF CHARGE

- ▶ The linear charge density  $\lambda$  is defined as  $\lambda=q/L$  where  $L$  is the length of the line (or circumference of the circle).
- ▶ For a ring having a total charge  $q$  and radius  $R$ , the electric field at a distance  $z$  from the center is

$$E = \frac{q z}{4\pi\epsilon_0(z^2 + R^2)^{\frac{3}{2}}}$$

- ▶ The electric field at large distance from the center  $z \gg R$  is

$$E = \frac{q}{4\pi\epsilon_0 z^2}$$

From this we note that the ring appears like a point charge at large distance from its center.

- ▶ The electric field at the center of the ring  $z = 0$  is  $E=0$ , because the electric force on a test charge located at the center due to any point on the ring will be cancelled by the opposite-sided point.



# ELECTRIC FIELD DUE TO A SURFACE OF CHARGE (DISK)

- ▶ The surface charge density  $\sigma$  is defined as  $\sigma = q/A$  where  $A$  is the area of the surface.
- ▶ For a disk having a surface charge  $\sigma$  and radius  $R$ , the electric field at a distance  $z$  from the center is

$$E = \frac{\sigma}{2\epsilon_0} \left( 1 - \frac{z}{\sqrt{z^2 + R^2}} \right)$$

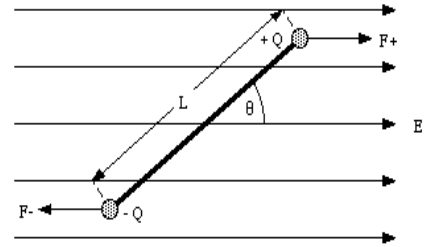
- ▶ The electric field at large distance from the center of the disk  $z \gg R$  is  $E=0$
- ▶ The electric field at the center of the disk  $z = 0$  is  $E = \frac{\sigma}{2\epsilon_0}$ .
- ▶ The electric field for infinite sheet  $R \rightarrow \infty$  is  $E = \frac{\sigma}{2\epsilon_0}$ .

# ELECTRIC DIPOLE IN AN ELECTRIC FIELD - TORQUE

- ▶ If a dipole  $\vec{p}$  is placed in a uniform electric field  $\vec{E}$ , the field will exert a torque  $\vec{\tau}$  which is defined as

$$\vec{\tau} = \vec{p} \times \vec{E} = pE \sin \theta \hat{n}$$

The unit of the torque is N.m and its direction is perpendicular to both dipole and electric field (right-hand rule).



- ▶ The torque will act on the dipole and rotate it to be in the direction of the electric field (reducing  $\theta$  to zero).
- ▶ The minimum torque occurs when  $p$  and  $E$  are parallel  $\theta = 0$  or anti-parallel  $\theta = 180$  with  $\tau = 0$
- ▶ The maximum torque occurs when  $p$  and  $E$  are perpendicular  $\theta = 90$  with  $\tau = pE$ .

# ELECTRIC DIPOLE IN AN ELECTRIC FIELD - POTENTIAL

- ▶ If a dipole  $\vec{p}$  is placed in a uniform electric field  $\vec{E}$ , the dipole has a potential energy  $U$  which is defined as

$$U = -\vec{p} \cdot \vec{E} = -pE \cos \theta$$

The unit of the potential is Joule (J)

- ▶ The maximum potential occurs when  $p$  and  $E$  are anti-parallel  $\theta = 180$  with  $U = pE$ .
- ▶ The minimum potential occurs when  $p$  and  $E$  are parallel  $\theta = 0$  with  $U = -pE$ .
- ▶ If the dipole rotates from initial orientation  $\theta_i$  to final orientation  $\theta_f$ , the work done is

$$W = -\Delta U = -(U_f - U_i)$$

- ▶ The work done by an external torque is the negative of the above work.

# WORKED EXERCISES

1. Calculate the electric field at a distance 5 cm from a point charge 2.5 nC.

## Solution

The magnitude of the electric field at any distance from a point charge is given by

$$E = \frac{k |q|}{r^2}$$

Hence the electric field at 5 cm from the charge is

$$E = \frac{k q}{r^2} = \frac{9 \times 10^9 \times 2.5 \times 10^{-9}}{0.05^2} = 9000 \text{ N/C}$$

# WORKED EXERCISES

2. A point charge produces an electric field of 180 N/C at 2 cm. Calculate the magnitude of the electric field at 4 cm.

## Solution

The magnitude of the electric field due to a point charge is given by

$$E = \frac{k |q|}{r^2}$$

Therefore to find the magnitude of the electric field at any point, we have to determine the charge, firstly.

$$q = \frac{E r^2}{k} = \frac{180 \times 0.02^2}{9 \times 10^9} = 8 \times 10^{-12} \text{C}$$

Hence the electric field at 4 cm from the charge is

$$E = \frac{k q}{r^2} = \frac{9 \times 10^9 \times 8 \times 10^{-12}}{0.04^2} = 45 \text{ N/C}$$

# WORKED EXERCISES

3. As shown in the arrangement below, calculate the magnitude of the electric field at the point A. If a third charge  $2 \mu\text{C}$  is placed at point A, calculate the force acting on it.

**Solution**



- ▶ The electric field at point A due to the positive charge  $3 \mu\text{C}$  directs to left, while that due to the negative charge  $-4 \mu\text{C}$  directs to right. That means the magnitude of the electric field at A is their difference. Firstly, the magnitude of the electric field at A due to  $2 \mu\text{C}$  is

$$E_1 = \frac{kq}{r^2} = \frac{9 \times 10^9 \times 3 \times 10^{-6}}{2^2} = 6750 \text{ N/C}$$

# WORKED EXERCISES

Secondly, the magnitude of the electric field at A due to  $-4 \mu\text{C}$  is

$$E_2 = \frac{kq}{r^2} = \frac{9 \times 10^9 \times 4 \times 10^{-6}}{5^2} = 1440 \text{ N/C}$$

Therefore the magnitude of the electric field at point A due to both charges is

$$E = E_1 + E_2 = 6750 - 1440 = 5310 \text{ N/C}$$

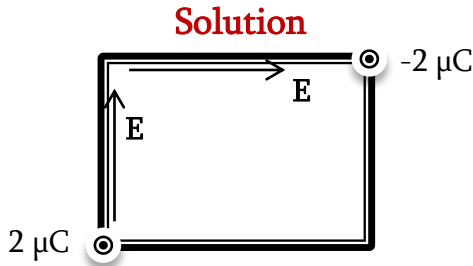
- ▶ We know that the electric force on any charge is defined as

$$F = QE = 2 \times 10^{-6} \times 5310 = 0.01062 \text{ N}$$

**NOTE:** Please revisit the previous chapter and compare this solution with that of worked exercise 6.

# WORKED EXERCISES

4. Two charges ( $2 \mu\text{C}$  and  $-2 \mu\text{C}$ ) are located at the two corners of a square of side 5 m as shown in the figure. Calculate the magnitude of the electric field at one of the other centres of the square.



Taking the upper corner, the magnitudes of the electric field due to each charge are similar but directions are different.



# WORKED EXERCISES

Therefore we can calculate the electric field of one of them as

$$E_1 = \frac{kq}{r^2} = \frac{9 \times 10^9 \times 2 \times 10^{-6}}{5^2} = 720 \text{ N/C}$$

Since the electric fields of these charges are perpendicular, we can find the magnitude as

$$E = \sqrt{E_1^2 + E_2^2} = \sqrt{E_1^2 + E_1^2} = E_1\sqrt{2} = 720\sqrt{2} = 1018 \text{ N/C}$$

# WORKED EXERCISES

5. Two charges  $9.0$  and  $16.0 \mu\text{C}$  are separated by a distance of  $2$  m. Where should a third charge be placed for a net force on it zero?

## Solution

As the charges are of same sign, the resultant electric field due to both will vanish (be zero) in somewhere ONLY between them and nowhere else. Consider a point A at distance  $x$  from the smaller charge where the electric field vanishes, the



$$E_1 = E_2$$

$$\frac{9 \times 10^9 \times 9 \times 10^{-6}}{x^2} = \frac{9 \times 10^9 \times 16 \times 10^{-6}}{(2-x)^2}$$

# WORKED EXERCISES

$$\frac{9}{x^2} = \frac{16}{(2-x)^2}$$

Taking the square root of the above, we get

$$\frac{3}{x} = \frac{4}{2-x}$$

This leads to

$$x = \frac{6}{7} = 0.86 \text{ m}$$

**NOTE:** Please revisit the previous chapter and compare this solution with that of worked exercise 8.

# WORKED EXERCISES

6. Two equal and opposite charges  $6.0 \mu\text{C}$  and  $-6.0 \mu\text{C}$  are separated by a distance of 2 cm.

What is the magnitude of the electric field at 30 cm from their midpoint?

## Solution

The magnitude of the electric field due to a dipole is

$$E = \frac{1}{2\pi\epsilon_0} \cdot \frac{p}{z^3} = \frac{1}{2\pi\epsilon_0} \cdot \frac{q d}{z^3} = \frac{1}{2\pi \times 8.85 \times 10^{-12}} \cdot \frac{6 \times 10^{-6} \times 0.02}{0.3^3} = 8.0 \times 10^4 \text{ N/C}$$

# WORKED EXERCISES

7. The magnitude of the electric field at 5 cm from an infinite sheet is 200 N/C, what is the surface charge density?

## Solution

The magnitude of the electric field at any distance from an infinite sheet is

$$E = \frac{\sigma}{2\epsilon_0} \quad \rightarrow \quad \sigma = 2\epsilon_0 E = 2 \times 8.85 \times 10^{-12} \times 200 = 3 \text{ nC/m}^2$$

# WORKED EXERCISES

8. An electron with initial speed of  $9 \times 10^6$  m/s enters a parallel, uniform electric field of magnitude 4500 N/C. Calculate the distance the electron travelled before stop?

## Solution

The electron has negative charge, therefore the force acting on it will be in the opposite direction to the electric field which makes the electron stop. The magnitude of the force is

$$F = e E = 1.6 \times 10^{-19} \times 4500 = 7.2 \times 10^{-16} \text{ N}$$

From mechanics we know that the resultant force equals the mass times the acceleration (Newton's second law)

$$a = \frac{F}{m} = \frac{7.2 \times 10^{-16}}{9.11 \times 10^{-31}} = 7.9 \times 10^{14} \text{ m/s}^2$$

This is the magnitude but actually it is in minus because it is deceleration.

# WORKED EXERCISES

From mechanics also we get

$$v^2 = v_0^2 + 2ax \quad \rightarrow \quad x = (v^2 - v_0^2)/2a = (0^2 - (9 \times 10^6)^2)/(-2 \times 7.9 \times 10^{14}) = 5 \text{ cm}$$

# WORKED EXERCISES

9. A ring of radius 5 cm carries a linear charge density of  $5 \times 10^{-6}$  C/m. Calculate the electric field at (i) 6 cm and (ii) 6 m from its center?

## Solution

(i) The electric field due to a ring is

$$E = \frac{q z}{4\pi\epsilon_0(z^2 + R^2)^{\frac{3}{2}}}$$

But the charge is given by

$$q = \lambda L \text{ where } L \text{ is the circumference of the ring } (L = 2\pi R)$$

Therefore

$$E = \frac{(\lambda 2\pi R)z}{4\pi\epsilon_0(z^2 + R^2)^{\frac{3}{2}}} = \frac{\lambda R z}{2\epsilon_0(z^2 + R^2)^{\frac{3}{2}}} = 1.8 \times 10^6 \text{ N/C}$$



# WORKED EXERCISES

(ii) Since the distance  $z$  is much larger than the ring's radius  $R$ , the ring will “look like” a point charge. Therefore the electric field could be given as

$$E = \frac{q}{4\pi\epsilon_0 z^2} = \frac{\lambda R}{2\epsilon_0 z^2} = 392 \text{ N/C}$$

# WORKED EXERCISES

10. Calculate the magnitude of the torque and work needed to completely align a dipole of  $5 \times 10^{-6} \text{C.m}$  in a uniform electric field of  $5000 \text{ N/C}$  where the dipole initially was at an angle of  $30$  degrees with the field.

## Solution

The torque is defined as

$$\vec{\tau} = \vec{p} \times \vec{E} = pE \sin \theta \hat{n}$$

Therefore the magnitude of the torque needed to align the dipole is

$$\tau = 5 \times 10^{-6} \times 5000 \times \sin 30 = 0.0125 \text{ N.m}$$

The work is

$$W = -\Delta U = -(U_f - U_i) = -PE (\cos 0 - \cos 30) = -5 \times 10^{-6} \times 5000 \times (\cos 0 - \cos 30) = -0.0034 \text{ J}$$